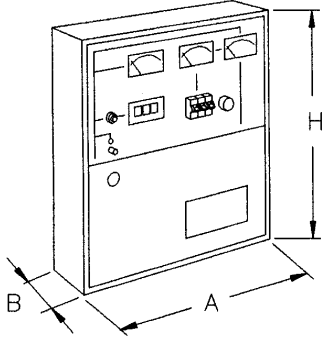
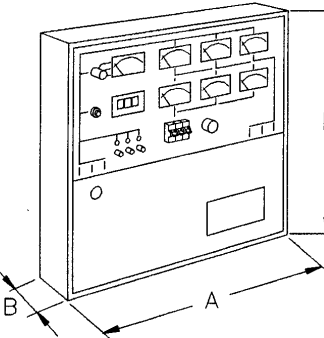
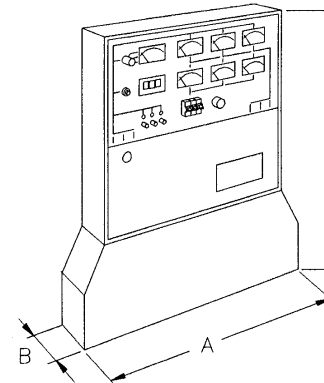


DENOMINAZIONE		$P_{\max}$ (kW)	A (mm)	B (mm)	H (mm)	V (m <sup>3</sup> )	W (kg)
	<b>CM 3000</b>	3					
	<b>CM 7000</b>	7					
	<b>CM10.000</b>	10	465	135	600	0,038	14
	<b>CM15.000</b>	15					
	<b>CM30.000</b>	30					
	<b>CT10.000</b>	10					
	<b>CT15.000</b>	15	600	135	685	0,055	20
	<b>CT30.000</b>	30					
	<b>CT60.000</b>	60					
	<b>CT100.000</b>	100	720	135	1050	0,102	35