

OPzV solar.power

Valve regulated lead-acid batteries for cyclic applications



Motive Power Systems

Reserve Power Systems

Special Power Systems

Service

Your benefits with HOPPECKE OPzV solar.power

- **Maintenance-free regarding water refilling** - due to innovative Gel-technology
- **Very high cycle stability during PSoC¹ operation** - due to tubular plate design with efficient charge current acceptance
- **Maximum compatibility** - dimensions according to DIN 40742
- **Optimal space utilization** - due to possibility of horizontal arrangement²
- **Higher short-circuit safety even during the installation** - based on HOPPECKE system connectors



Typical applications of HOPPECKE OPzV solar.power

- **Solar-/Off-grid applications**
Power supply for remote off-grid applications and isolated power networks, drinking water supply systems, healthcare facilities
- **Telecommunications**
Mobile phone stations
BTS-stations
Off-grid/on-grid solutions
- **Traffic systems**
Signalling systems
Lighting



SURTEC

Les spécialistes
de l'autonomie énergétique



HOPPECKE

POWER FROM INNOVATION

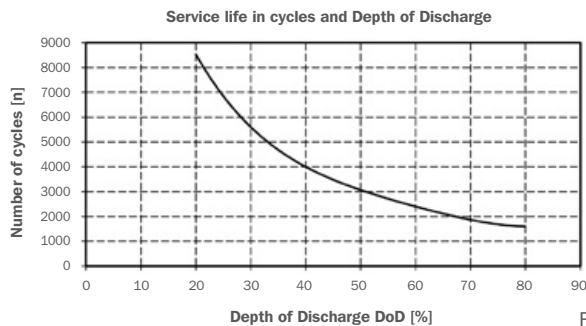
Type overview

Capacities, dimensions and weights

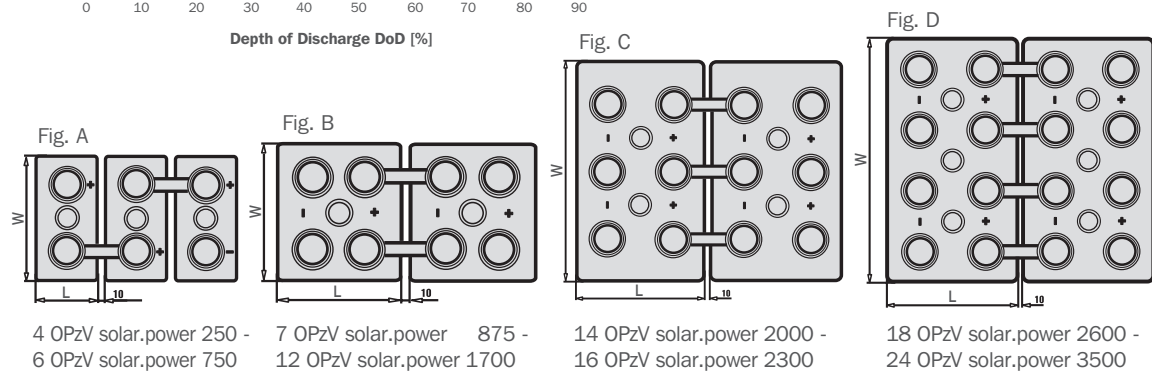
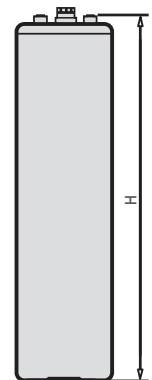
Type	C ₁₀₀ /1.85 V Ah	C ₅₀ /1.85 V Ah	C ₂₄ /1.83 V Ah	C ₁₀ /1.80 V Ah	C ₅ /1.77 V Ah	max.* Weight kg	max.* Length L mm	max.* Width W mm	max.* Height H mm	Fig.
4 OPzV solar.power 250	287	264	243	204	189	18.3	105	208	420	A
5 OPzV solar.power 310	359	329	304	255	236	22.3	126	208	420	A
6 OPzV solar.power 370	430	395	365	306	283	26.5	147	208	420	A
5 OPzV solar.power 420	478	453	428	391	346	29.9	126	208	535	A
6 OPzV solar.power 520	574	543	513	470	415	35.1	147	208	535	A
7 OPzV solar.power 620	670	634	599	548	485	42.1	168	208	535	A
6 OPzV solar.power 750	847	802	762	682	595	48.7	147	208	710	A
7 OPzV solar.power 875	990	935	888	796	694	61.3	215	193	710	B
8 OPzV solar.power 1000	1130	1070	1016	909	793	65.9	215	193	710	B
9 OPzV solar.power 1125	1271	1203	1143	1023	893	75.6	215	235	710	B
10 OPzV solar.power 1250	1412	1337	1270	1137	992	80.5	215	235	710	B
11 OPzV solar.power 1375	1553	1471	1397	1250	1091	89.3	215	277	710	B
12 OPzV solar.power 1500	1695	1604	1524	1364	1190	94.6	215	277	710	B
12 OPzV solar.power 1700	1955	1870	1785	1545	1372	110.0	215	277	855	B
14 OPzV solar.power 2000	2281	2182	2082	1802	1601	136.5	215	400	815	C
16 OPzV solar.power 2300	2607	2493	2380	2060	1829	152.9	215	400	815	C
18 OPzV solar.power 2600	2933	2805	2677	2317	2058	173.0	215	490	815	D
20 OPzV solar.power 2900	3258	3117	2975	2574	2287	186.5	215	490	815	D
22 OPzV solar.power 3200	3584	3428	3272	2832	2515	214.7	215	580	815	D
24 OPzV solar.power 3500	3910	3740	3570	3089	2744	222.3	215	580	815	D

C₁₀ and C₁₀₀ = Capacity at 10 h and 100 h discharge

* according to DIN 40742 data to be understood as maximum values



SURTEC
Les spécialistes
de l'autonomie énergétique



Optimal environmental compatibility - closed loop for recovery of materials in an accredited recycling system

IEC 60896-21
IEC 61427

¹ Partial State of Charge

² Operating in a horizontal position is only possible with special OPzV variant. Please consider when ordering!